

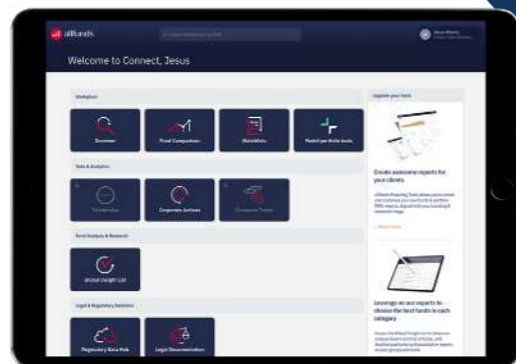
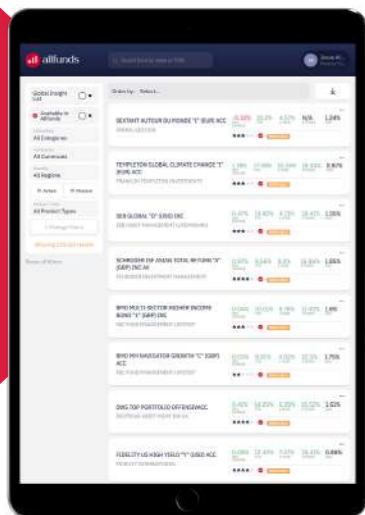


# Connect

Your workplace

User manual





# Index

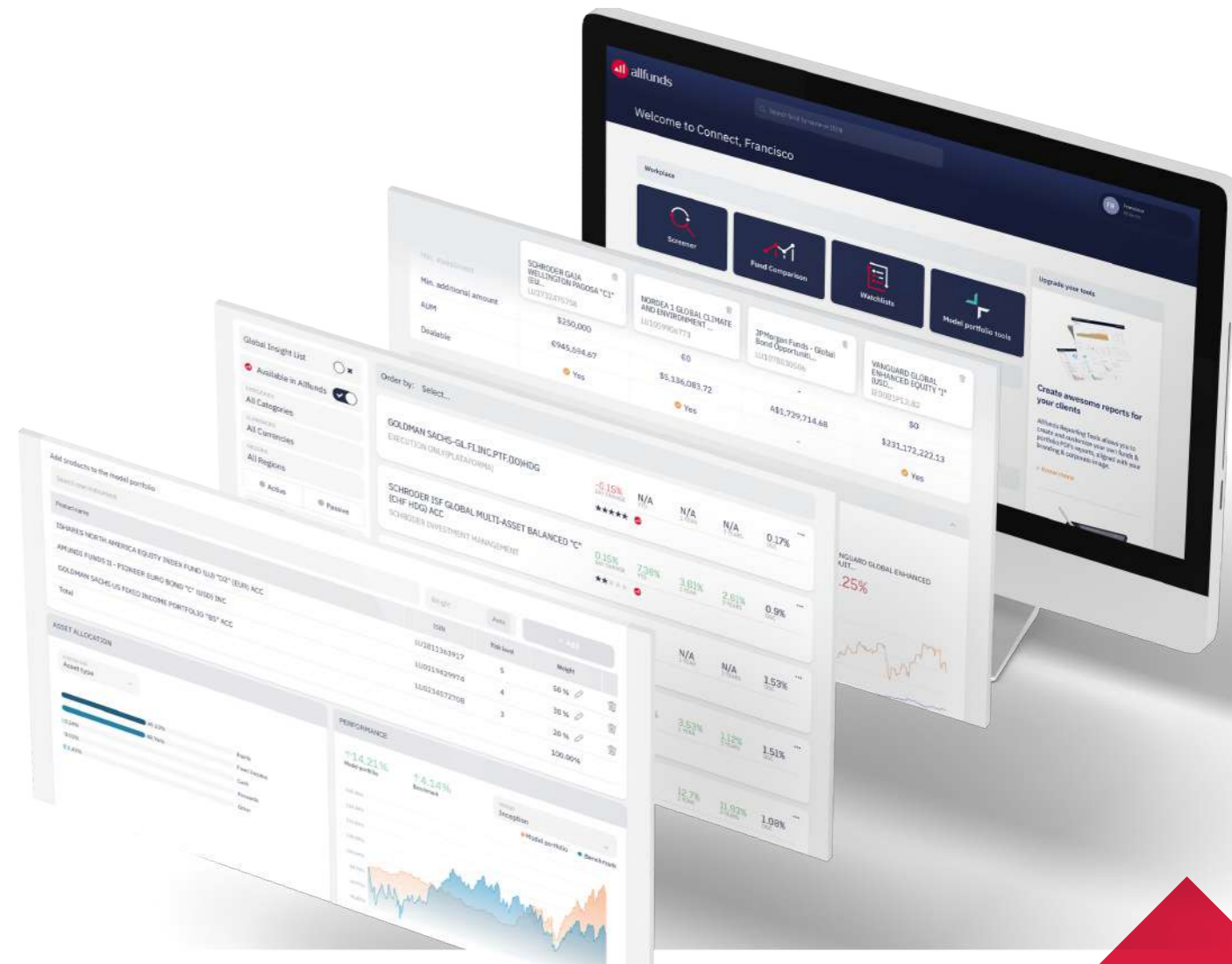
- Allfunds Connect, Workplace
- Log in
- Screener
- Watchlist
- Fund Comparison
- Model Portfolio

# Allfunds Connect Workplace

Allfunds Connect is one of the fundamental pillars of our strategy of transformation, reflecting the company's essence and capacity for innovation. Our objective is to concentrate in a single platform all the useful information that allows a simple and efficient navigation with information of quality.

A single platform that accommodates all market players, asset managers, advisors and private banks... where they have access to more than 170,000 funds and ETFs and will be able to compare, create model portfolios and monitor the selected funds.

Connect will be a living, continuously moving platform connected to the needs of the market



# Log in


Access our corporate website through the link: [allfunds.com](https://allfunds.com)

From here you will be able to find information about us, our products and contact team according to your needs...etc.

To access your customer area, click on the “**Log in**” button.

By entering your username and password, you will access our Allfunds Connect platform.

If you have forgotten your password, you can request a new one via “**I forgot my password**”. You will automatically receive an email in your inbox with a link where you can reset a new password. For your security, this link will only work once, and then it will be disabled.



#### Manual log in:

Enter your username and password and log in to Connect.

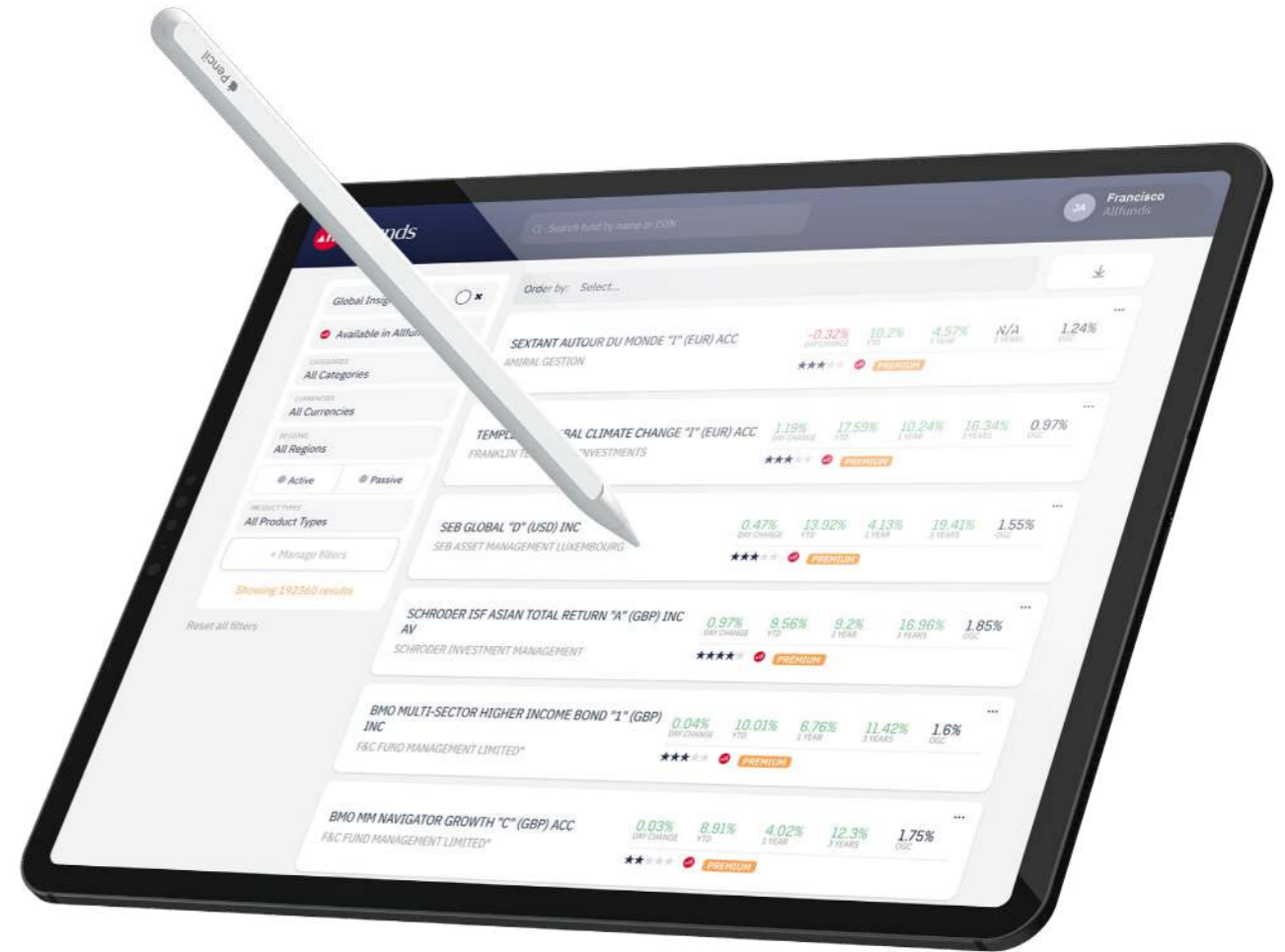


#### Automatic log in:

If your company has automatic log in, you don't have to enter credentials. Clicking on your access channel will take you directly to Connect.

# Screeners

Shorten and streamline your searches by choosing from a wide range of universal filters. At a glance, you can see the most relevant information for each product.



The screenshot shows the Allfunds Connect interface with the following filters applied:

- Global Insight List: Off
- Available in Allfunds: On
- All Categories: All Categories
- All Currencies: All Currencies
- All Regions: All Regions
- Active/Passive: Active
- All Product Types: All Product Types

The fund list shows 19,234 results. The first few funds are:

Fund Name	Day Change	YTD	1 Year	3 Years	Size
SEXTANT AUTOUR DU MONDE '1' (EUR) ACC	-0.32%	10.2%	4.97%	N/A	1.24%
TEMPLETON GLOBAL CLIMATE CHANGE '1' (EUR) ACC	1.19%	17.69%	10.24%	16.34%	0.97%
SEB GLOBAL 'D' (USD) INC	0.47%	13.92%	4.13%	19.41%	1.55%
SCHRÖDER ISF ASIAN TOTAL RETURN 'A' (GBP) INC AV	0.97%	9.56%	9.2%	16.96%	1.85%
BMO MULTI-SECTOR HIGHER INCOME BOND '1' (GBP) INC	0.04%	10.01%	6.76%	11.42%	1.6%
BMO MM NAVIGATOR GROWTH 'C' (GBP) ACC	0.03%	8.91%	4.02%	12.3%	1.75%
DWS TOP PORTFOLIO OFFENSIVACC	0.41%	14.26%	6.39%	16.52%	1.61%
FIDELITY US HIGH YIELD 'Y' (USD) ACC	0.09%	12.42%	7.47%	16.41%	0.89%
WELLINGTON GLOBAL HEALTH CARE EQUITY 'N' (GBP) ACC	-0.32%	9.57%	1.53%	20.23%	1.32%

### Filters

Combine and add different filters to narrow your fund universe according to your search criteria.

Choose from a wide range of options: currency, products availability in Allfunds, active or passive management, commissions, fund categories, performance, managers, regions...etc.

As you select filters, we indicate the number of available results.

Select the filter "Available on Allfunds" to restrict the search on the funds actually available for your distribution channel.

These funds can be identified during navigation with this symbol:

### Sorting

Through this menu you will be able to sort the results according to your selection preferences, based on:

- Name
- Daily performance
- YTD Performance
- Performance over 1 year
- Performance over 3 years
- Current expense

The products show an icon that allows you to know:

Morningstar Rating

Available at Allfunds

Funds available for trading

The screenshot shows the Allfunds Connect interface with the following filters applied:

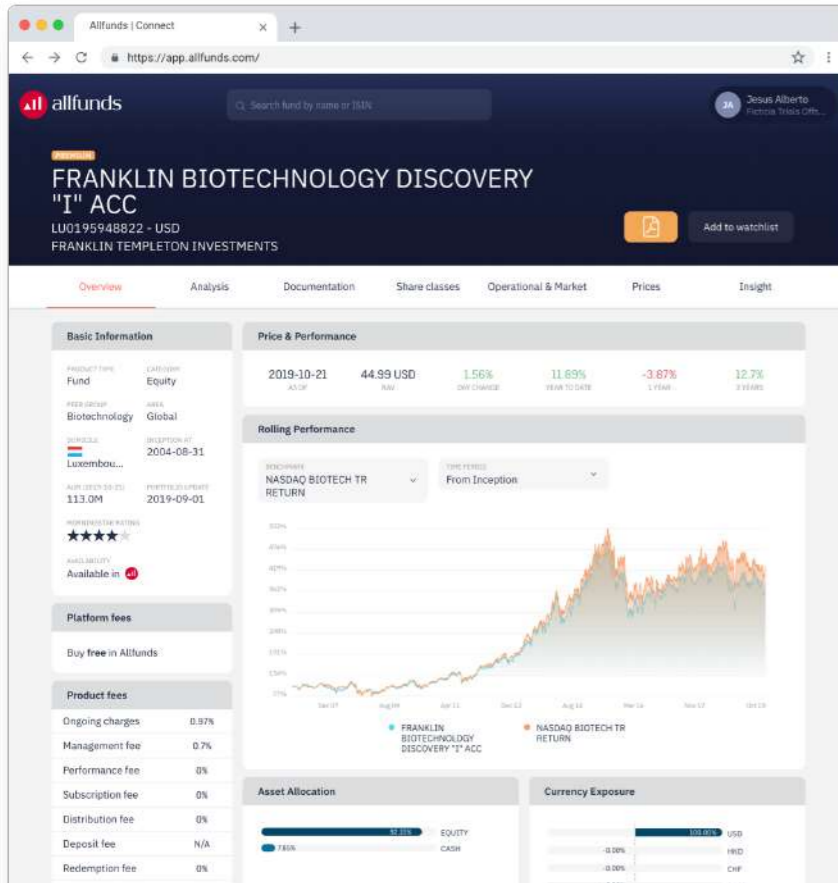
- Global Insight List: On
- Available in Allfunds: On
- All Categories: All Categories
- All Currencies: All Currencies
- All Regions: All Regions
- Active/Passive: Active
- All Product Types: All Product Types

The fund list shows 328 results. The first few funds are:

Fund Name	Day Change	YTD	1 Year	3 Years	Size
Performance - Day Change	N/A				
Performance - YTD					
Performance - 1 Year					
Performance - 3 Years					
Ongoing Charge					28.19%
DWS TOP DIVIDENDE 'FD' (EUR) INC	0.35%	15.87%	10.41%	17.13%	
DWS DEUTSCHLAND '1C' (EUR) ACC	0.3%	20.18%	4.96%	N/A	
EVLI NORDIC 'B' (EUR) ACC	1.7%	12.67%	8.06%	15.24%	
CANDRIAM INDEX ARBITRAGE 'C' (EUR) ACC	0.07%	-0.7%	-0.82%	-0.27%	
CARMIGNAC PATRIMOINE 'A' ACC	0.03%	6.57%	7.64%	-4.28%	
AMUNDI CASH CORPORATE '1C' (EUR) ACC	0%	-0.23%	-0.29%	-0.71%	
EDR SICAV START '1' (EUR) ACC	-0.04%	0.29%	0.12%	0.1%	

## Fund detail

For all funds you will have available an "Overview" with generic fund information and different tabs with specific information.



## Download PDF Factsheets

Each Allfunds' product will have a PDF available, with the indispensable information. If you are interested, please contact [digital@allfunds.com](mailto:digital@allfunds.com)

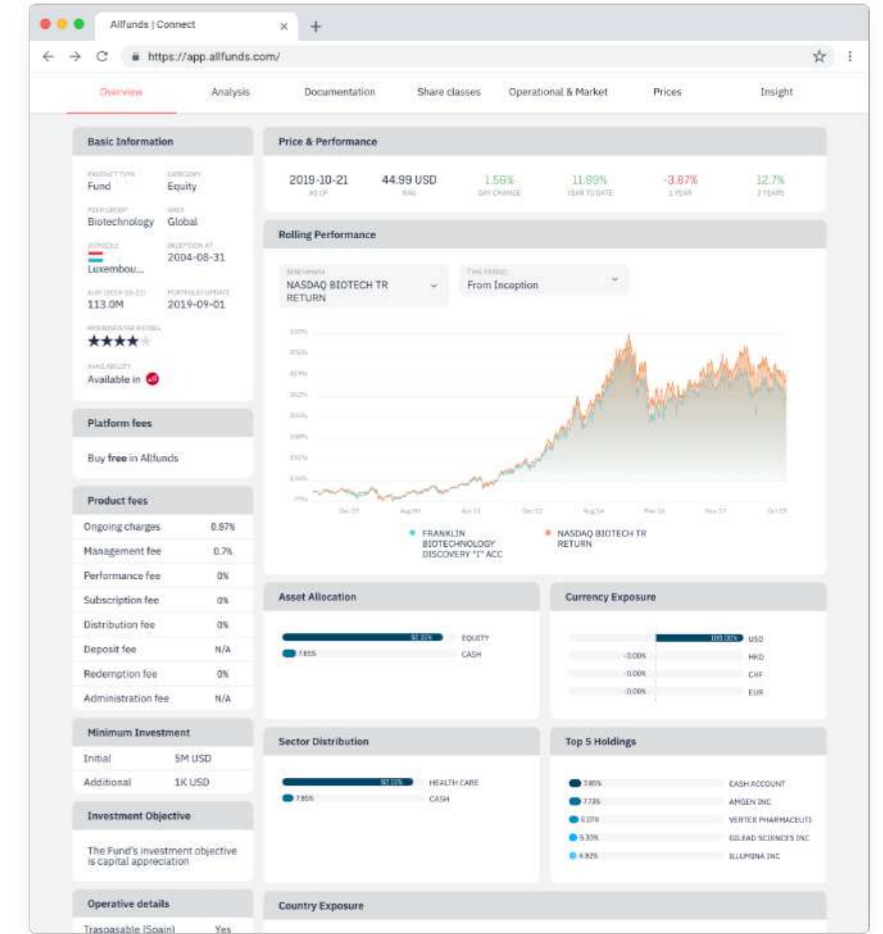
## Add to Watchlist

Add the fund to your customized lists. You can access them at any time from the Watchlist tool.

## Overview

Access the most significant information for each fund:

- Basic information
- Last price and main performance
- Accumulated performance
- Distributions
- Commissions
- Minimal investment
- Investment objective
- Other related products



**Ratio Analysis**

TIME PERIOD: 1Y, 3Y, 5Y, 10Y  
BENCHMARK: NASDAQ BIOTECH TR RETURN

Key statistics	Product	Benchmark	Behaviour against benchmark	Product
Annualized Return ⓘ	-0.39%	-3.2%	Bear beta ⓘ	1.02
Calmar ⓘ	-0.02	-0.17	Beta ⓘ	1.07
Downside deviation ⓘ	15.74%	14.76%	Bull beta ⓘ	1.11
Max drawdown ⓘ	21.53%	19.33%	Correlation ⓘ	0.96
Omega ⓘ	1.02	1	Information ratio ⓘ	0.47
Sharpe ⓘ	-0.01	-0.14	Jensens alpha ⓘ	3.03%
Sortino ⓘ	-0.02	-0.22	Tracking error ⓘ	7.24%
Time to recovery ⓘ	79	167	Treynor ⓘ	0
Volatility ⓘ	26.33%	23.73%		

**Top 10 Portfolio Holdings**

Name	Weight	Asset type	Currency	Sector	Rating	Country	Isin
CASH ACCOUNT	7.85%	cash	USD	cash		United S...	
AMGEN INC	7.73%	equity	USD	health_care		United S...	US0311621009
VERTEX PHARMACEUTICALS INC	6.07%	equity	USD	health_care		United S...	US92532F1003
GILEAD SCIENCES INC	5.33%	equity	USD	health_care		United S...	US3755581036
ILLUMINA INC	4.92%	equity	USD	health_care		United S...	US4523271090
ALEXION PHARMACEUTICALS INC	4.3%	equity	USD	health_care		United S...	US0153511094
BIOGEN INC	4.1%	equity	USD	health_care		United S...	US09062X1037
IOVANCE BIOTHERAPEUTICS INC	3.38%	equity	USD	health_care		United S...	US4622601007
GW PHARMACEUTICALS PLC	3.23%	equity	USD	health_care		United K...	US36197F1034
REGENERON PHARMACEUTICALS INC	3.06%	equity	USD	health_care		United S...	US75886F1075

### Analysis

Analyze the evolution of each fund through the main statistics. You will be able to choose the calculation period, according to the track record of the fund and the index to use in the calculation. Through the “i” symbol you will find the formula used and a short description of its meaning.

### Top 10 Portfolio Holdings

Through this section, you will find the 10 main holdings where that product is invested.

**Documentation**

Document type: [dropdown] Countries: [dropdown] Languages: [dropdown]

Document type	Country	Language	Date
PROSPECTUS	New Zeal...	DE	2019-09-16
PROSPECTUS	Norway	DE	2019-09-16
PROSPECTUS	Belgium	DE	2019-09-16
PROSPECTUS	Hungary	DE	2019-09-16
PROSPECTUS	Japan	DE	2019-09-16
PROSPECTUS	Austria	DE	2019-09-16
PROSPECTUS	Iceland	DE	2019-09-16
PROSPECTUS	Guernsey	DE	2019-09-16
PROSPECTUS	Monaco	DE	2019-09-16
PROSPECTUS	Liechten...	DE	2019-09-16
PROSPECTUS	Czechia	DE	2019-09-16
PROSPECTUS	Saudi Ar...	DE	2019-09-16
PROSPECTUS	Ireland	DE	2019-09-16
PROSPECTUS	Finland	DE	2019-09-16
PROSPECTUS	Estonia	DE	2019-09-16
PROSPECTUS	Turkey	DE	2019-09-16
PROSPECTUS	Slovenia	DE	2019-09-16
PROSPECTUS	Russian ...	DE	2019-09-16
PROSPECTUS	Lithuan...	DE	2019-09-16
PROSPECTUS	Netherla...	DE	2019-09-16
PROSPECTUS	Romania	DE	2019-09-16
PROSPECTUS	Argent...	DE	2019-09-16
PROSPECTUS	Cyprus	DE	2019-09-16
PROSPECTUS	United S...	DE	2019-09-16
PROSPECTUS	Bermuda	DE	2019-09-16
PROSPECTUS	Greece	DE	2019-09-16
PROSPECTUS	Austral...	DE	2019-09-16
PROSPECTUS	Cayman I...	DE	2019-09-16
PROSPECTUS	Isle of ...	DE	2019-09-16
PROSPECTUS	Mexico	DE	2019-09-16

### Documentation

Access a library of information of the fund.

Download the documentation of the fund online, with a single click you can access the fund factsheet, DFI, annual reports, semi-annual reports ... etc.

From the top filter, you can filter by document type, country and language. You will also have access to the latest publications that you can consult the latest documents.



Available	Name	ISIN	Currency	Min. Initial	Min. Subsequent	Ongoing charges	Earnings distribution
✓	HSBC EURO PME(AC) 3DEC	FR0000442329	EUR	1 EUR	1 EUR	2.08%	accumulation
✓	ABS-COFONDS	DE0007957276	EUR	0 EUR	0 EUR	0.55%	income
✓	DEKA-RENTSPEZIAL HIGH YLD 6(2020)(CF)	DE000DK2J569	EUR	0 EUR	0 EUR	0%	income
✓	MULTIRENT-INVEST	DE0008479213	EUR	500 EUR	25 EUR	N/A	income
✓	MONETAIRE BIO FCP 3DEC	FR0010077974	EUR	1 EUR	1 EUR	0.11%	accumulation
✓	LBBW-RENTENFONDS EURO DEKA	DE0008480662	EUR	0 EUR	0 EUR	N/A	income
✓	DEKA-RENTSPEZIAL HIGH INC. 9(2020)(CF)	DE000DK2EAH5	EUR	0 EUR	0 EUR	0%	income
✓	DEKA-EUROPA AKTIEN STRATEGIE	DE0008479247	EUR	500 EUR	25 EUR	N/A	income
✓	NASPA AKTIENFONDS GLOBAL(CF)	DE0009771956	EUR	0 EUR	0 EUR	N/A	income
✓	PRIVATE BANKING STRUKTUR	DE000A0DNG73	EUR	125K EUR	0 EUR	N/A	income
✓	CAMGESTION OBLICYCLE CRED O FCP 3DEC	FR0010693168	EUR	1 EUR	1 EUR	1.03%	accumulation
✓	TUNDRA PAKISTAN FUND (C)	SE0005222254	EUR	0 EUR	0 EUR	N/A	accumulation
✓	BLACK FERRYMAN -WORLD AGGRESSIVE (T)	LU0607298758	EUR	25 EUR	25 EUR	N/A	accumulation
✓	DJE PREMIUM - MALINA CAP	LU0210054101	EUR	3M EUR	3M EUR	1.27%	accumulation
✓	EURIZON AZIONARIO INTERNAZION. ETICO	IT0001083424	EUR	500 EUR	500 EUR	1.99%	accumulation
✓	ANIMA FONDO TRADING(A)	IT0000388444	EUR	500 EUR	500 EUR	2.38%	accumulation
✓	ANIMA GEO EUROPA PMI(Y)	IT0004301443	EUR	5M EUR	5K EUR	N/A	accumulation
✓	ANIMA FIX OBBLIGAZIONARIO MLT(A)ACC	IT0003588982	EUR	500 EUR	500 EUR	N/A	accumulation
✓	ANIMA SFORZESCO	IT0000380722	EUR	500 EUR	500 EUR	1.26%	accumulation
✓	AZIMUT FDS-AZIMUT TREND TASSI	IT0001055133	EUR	1.5K EUR	500 EUR	N/A	accumulation
✓	ANIMA FIX EURO(A)	IT0001036331	EUR	500 EUR	500 EUR	N/A	accumulation
✓	AZUR-AZUR STRATEGY FUNDS(S)	LI0244407248	EUR	1 EUR	1 EUR	4.09%	accumulation
✓	ANIMA GEO AMERICA (A)	IT0001095428	EUR	500 EUR	500 EUR	N/A	accumulation
✓	ANIMA EMERGENTI(A)	IT0001415873	EUR	500 EUR	500 EUR	2.19%	accumulation
✓	PRESTIGE LUX-REVERSO A	LU0203034680	EUR	150 EUR	0 EUR	N/A	accumulation
✓	GESTIELLE OBIETTIVO STABILITA(A)	IT0004847817	EUR	500 EUR	50 EUR	N/A	accumulation
✓	ALLIANZ AZIONI ITALIA ALL STARS	IT0004287840	EUR	1K EUR	150 EUR	2.38%	accumulation

### Share classes

In the same tab you can consult all the classes that belong to the fund, within the same family.

In a very clear way, you will be able to visualize the available classes according to the currency, minimum investment, associated costs and distribution policy.

By clicking on each of them you will be able to access directly to their factsheet

#### Pricing

VALUATION FREQUENCY	SCALE ON EQUAL PRICES
N/A	Single Priced

#### Decimals

DEBIT AMOUNT	UNITS/SHARES	PRICE
2	0	6

#### Subscription details

DEBITING FREQUENCY	ORDER PRE-AUTHORIZATION (MAY)
Daily	✗ No
RECALCULATION	GET OFF-TIME (GET)
✓ Yes	N/A
SETTLEMENT PERIOD	
T+3 business days	

#### Redemption details

DEBITING FREQUENCY	ORDER PRE-AUTHORIZATION (MAY)
Daily	✗ No
RECALCULATION	GET OFF-TIME (GET)
✓ Yes	N/A
SETTLEMENT PERIOD	RAFTER PERCENTAGE
T+3 business days	10%

#### Subscriptions

BY AMOUNT	BY SHARES
✓ Yes	✓ Yes

#### Minimum initial

INVESTMENT AMOUNT	INVESTMENT (UNITS)/SHARES
0 EUR	0

#### Minimum subsequent

INVESTMENT AMOUNT	INVESTMENT (UNITS)/SHARES
0 EUR	0

#### Rounding rules

SUBSCRIPTIONS CASH AMOUNTS	SUBSCRIPTIONS LADY'S SHARES
Truncated by the number of decimal places	Truncated by the number of decimal places

#### Distributions

RECALCULATION	CASH/DIVIDEND DISTRIBUTION
✓ Yes	✗ No
DIVIDEND	DIVIDEND DISTRIBUTION
Dividend	Gross
EQUALIZATION	SYSTEMS FREQUENCY
✗ No	N/A

#### Market Information

Country	TRANSFERABLE	CAPITAL CODE		
Spain	N/A	N/A		
Country	COLLECTIBLE	BLUENATING	MIN. INVESTMENT AMOUNT	MIN. INVESTMENT SHARES
Italy (Retail)	✓ Yes	☆☆☆☆	N/A	N/A
Country	RESTRICTED	QUALIFIED OFF-TIME	OFF CLASSIFICATION	OFF PRICE
Singapore	✗ No	N/A	N/A	N/A

### Operational and markets

Find out all the information you need to trade the selected fund.

- Valuation frequency
- Decimal places
- Subscription details
- Redemption details
- Distribution policy

This information is available online and available for download in PDF.

### Market Information

Find information specific to the markets where the funds are trading .

# Watchlist

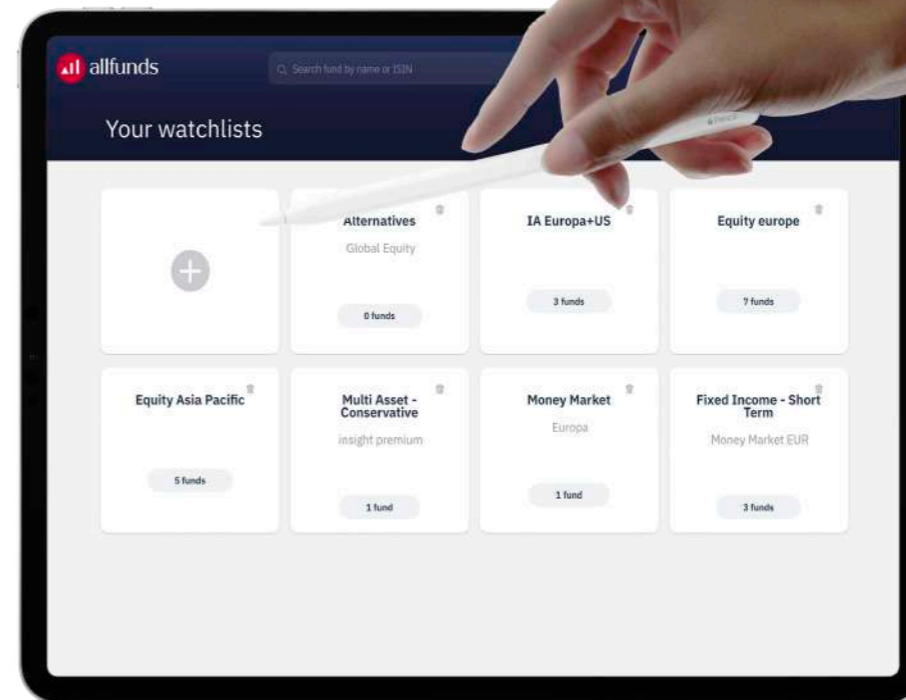
Easily track your favorite mutual funds.

At a glance compare the day's exchange rate, YTD, 1 year, 3 years performance and the ongoing charge.

Thanks to this tool you can create countless lists where you can group and categorize investment funds according to your universes.

In order to create it, give it a name and a description and you will only need to add the funds you want.

You can also add any fund to a previously created list by clicking on the **"Add to watchlist"** button.



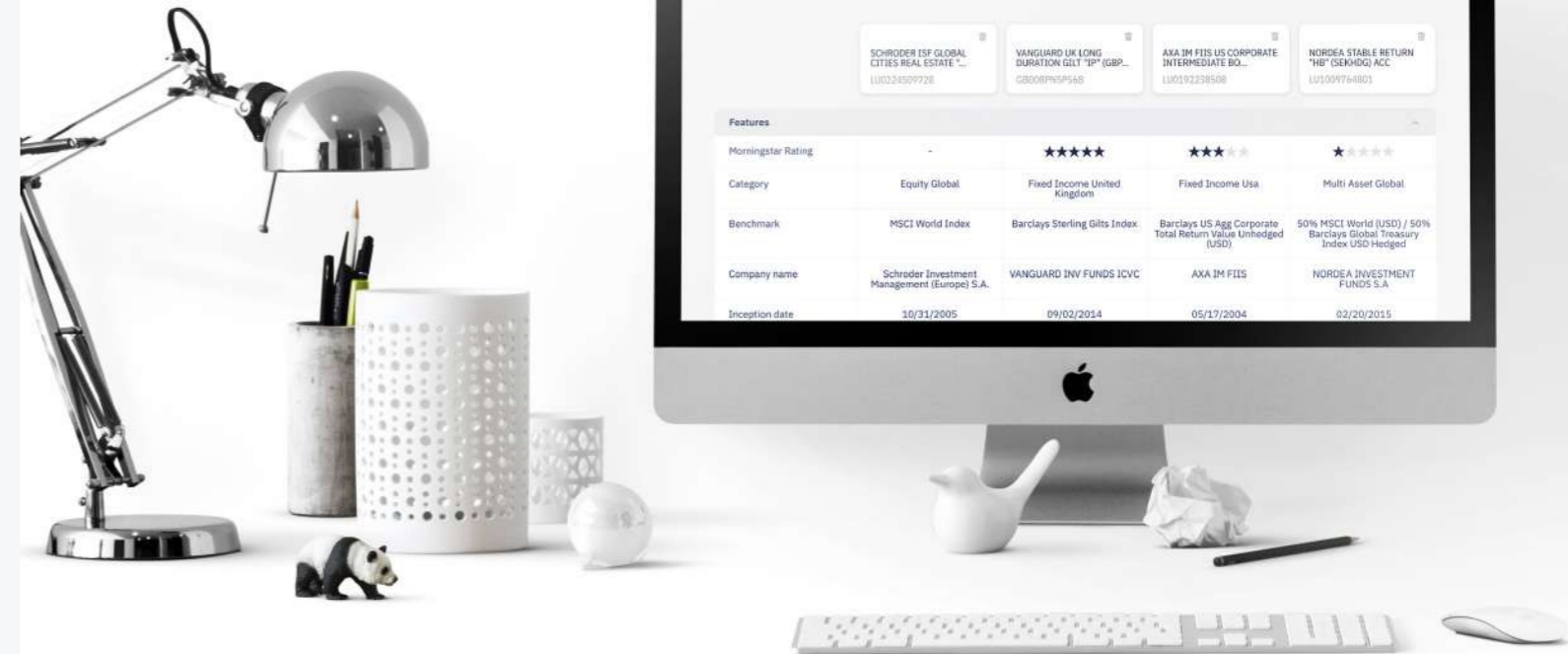
# Fund comparison

Choose the funds to compare, and you will have access to an overview with the most relevant information, such as:

- Asset Management company to which they belong
- Inception date
- Currency
- Minimum investment
- AUM

Complete your analysis through its performance, statistics, distributions and associated costs.

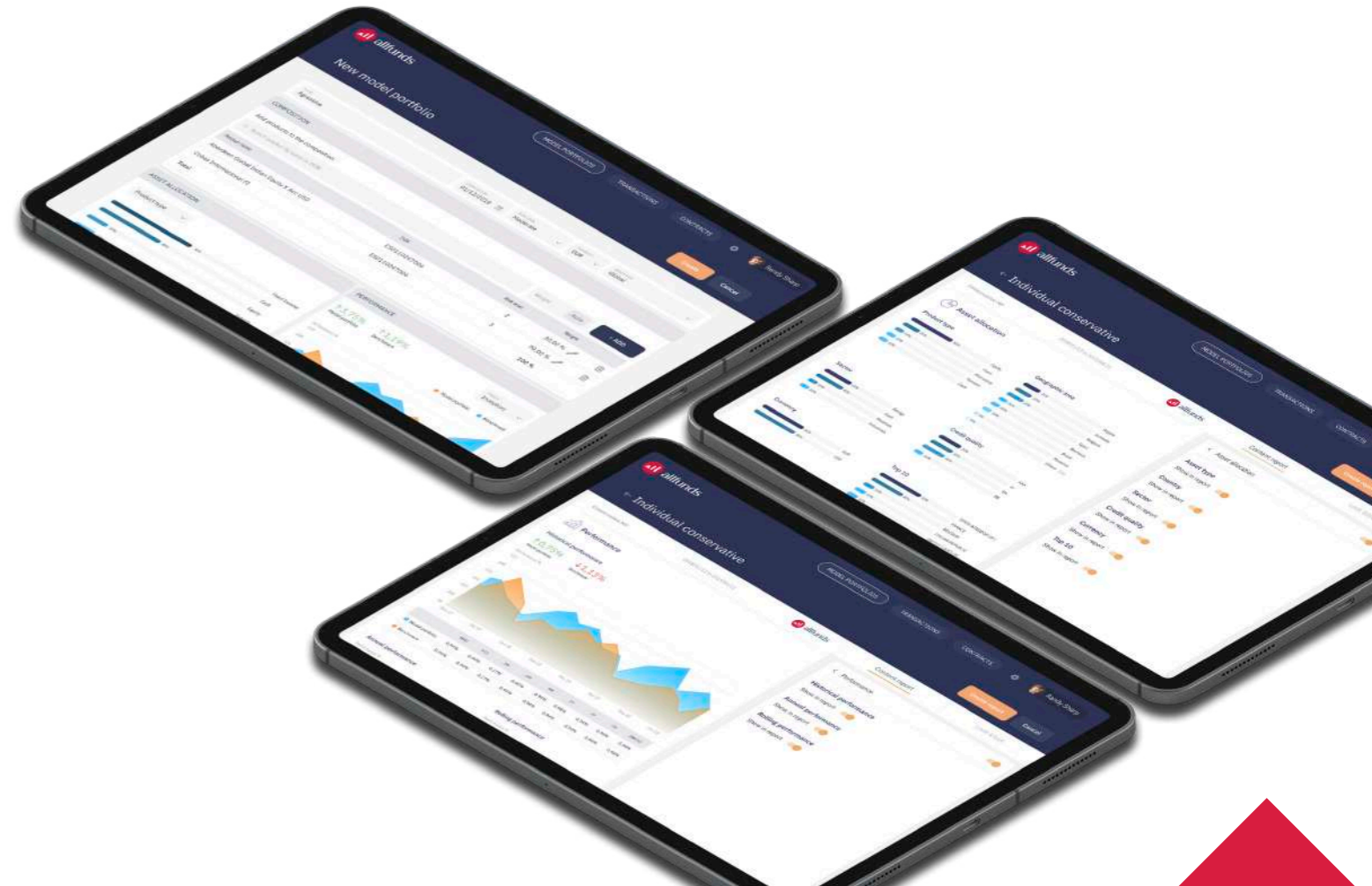
This report is also available for download through a PDF.

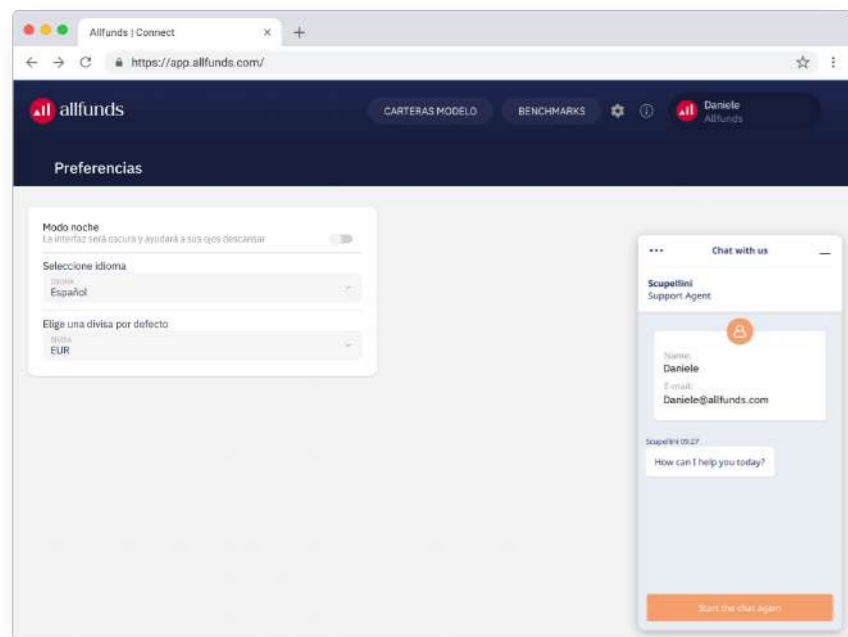


# Model portfolio

Create and share model portfolios by selecting among more than 170,000 Funds and ETFs.

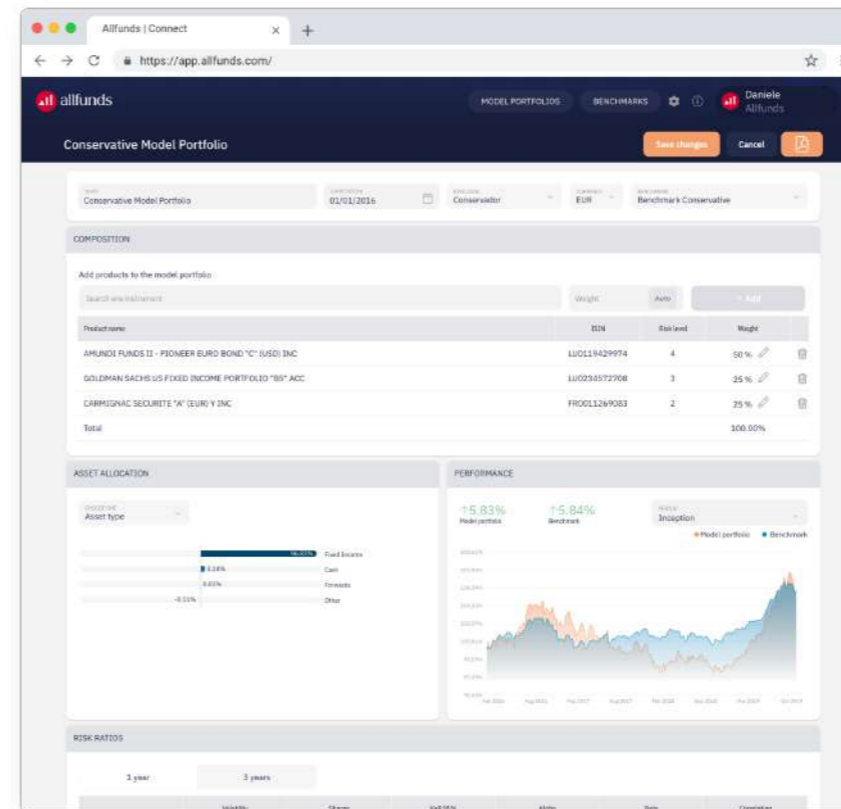
You will be able to see the evolution of its performance, compare it with its benchmark and download reports in PDF with our look & feel or your branding if you purchase the PDF customization.





### Preferences

Through the settings icon, choose the language in which you want to display the tool, the calculation currency or switch to night mode to avoid straining your eyes.



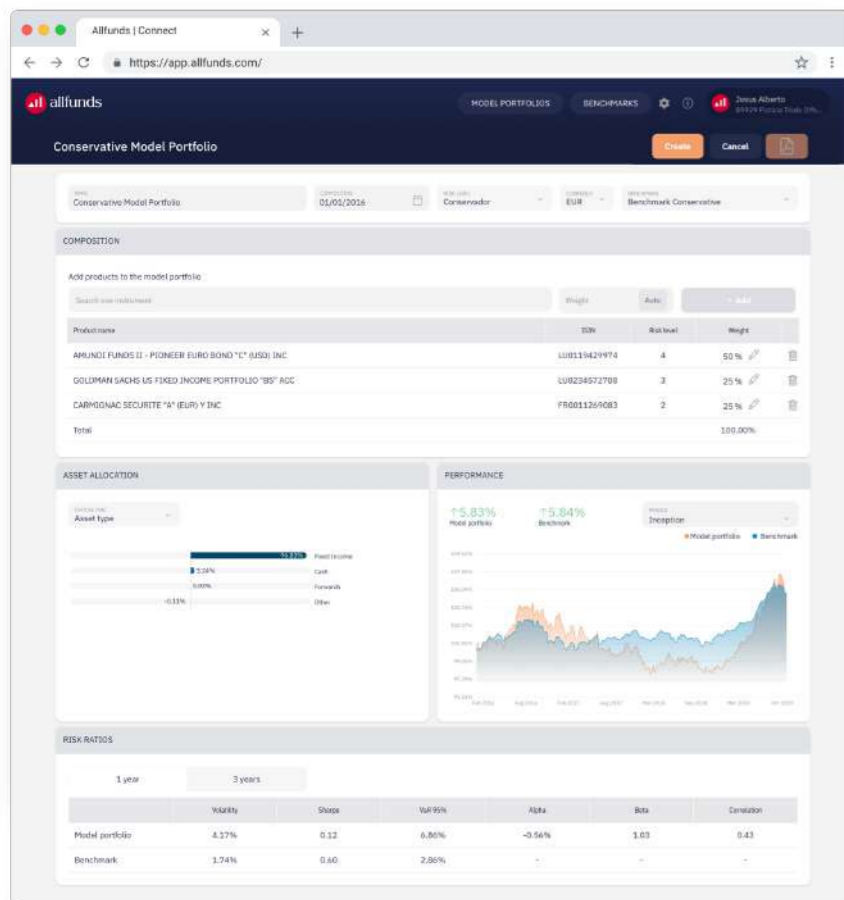
### Benchmark

Create your own benchmarks to compare the performance and calculate the ratios of your model portfolio.

### Creation of Benchmark

In order to create a benchmark, go to the benchmark tab and click on the “+ Add benchmark” button.

Enter a name, description, composition date and currency. Add the funds, ETFs or indices you want to include in your composition. When the weight of your composition reaches 100% you will be able to save it.



### Model portfolio

Create your own model portfolios, assign them a benchmark and download a PDF at any time.

### Creation of model portfolio

In order to create it, go to the model portfolio tab and click on the **“+ Create Model Portfolio”** button.

Enter name, composition date, risk level, currency and the benchmark you want to compare it versus. Add the funds or ETFs you want to include in your composition. When the weight of its composition reaches 100% you will be able to create it.

Once the model portfolio has been created, you can download a PDF with the Allfunds look & feel or apply your own if you contract PDF personalization.

### Headquarter

**Madrid**  
Allfunds Bank, S.A.U.  
Padres Dominicos, 7  
28050 Madrid  
Spain

### Branches

**Luxembourg**  
Allfunds Bank International, S.A.  
30 Boulevard Royal  
L-2449 Luxembourg

**Zürich**  
Allfunds International Switzerland AG  
Bahnhofstrasse, 26  
8001 Zurich  
Switzerland

### Subsidiaries

**Milan**  
Allfunds Bank, S.A.U.  
Via Bocchetto, 6  
20123 Milan  
Italy

**London**  
Allfunds Bank, S.A.U.  
2 Fitzroy Place, 8 Mortimer Street  
Fitzrovia W1T 3JJ London  
United Kingdom

**Singapore**  
Allfunds Bank, S.A.U.  
6 Battery Road #15-06  
049909 Singapore  
Singapore

### Representative Offices

**Santiago**  
Allfunds Bank, S.A.U.  
Representative Office  
Vitacura, 2969 - Office 1202  
Las Condes Santiago  
Chile

**Dubai**  
Allfunds Bank, S.A.U. DIFC  
Representative Office  
Dubai International Financial Centre  
The Gate Building, West Wing -  
Office 402  
PO Box 506601 Dubai  
United Arab Emirates

**Bogotá**  
Allfunds Bank, S.A.U.  
Representative Office  
Av. Carrera, 9ª No. 115-06//30 - Office 808  
Bogotá D.C.  
Colombia

**Sao Paulo**  
Allfunds Bank, S.A.U.  
Representative Office  
Av. Brigadeiro Faria Lima  
3355 10º andar Itaim Bibi  
04538-133 Sao Paulo